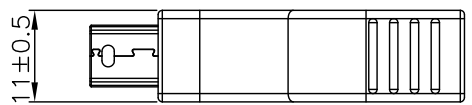
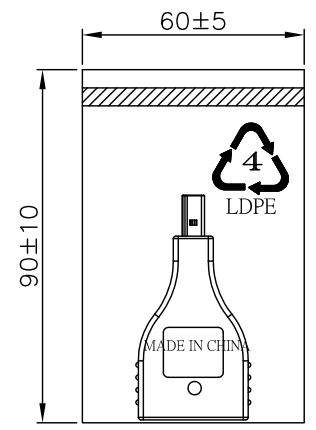
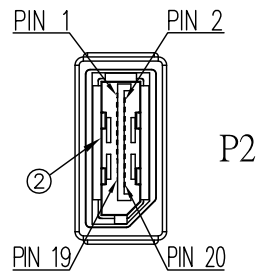
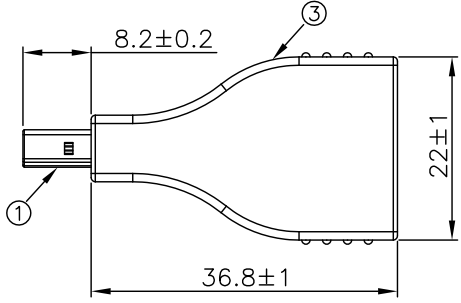
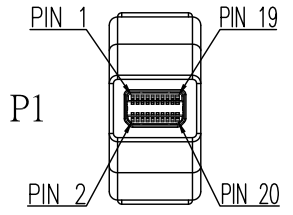
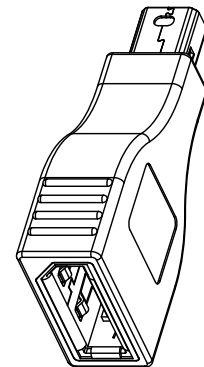
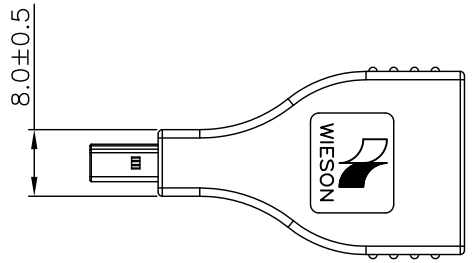


RoHS Compliant

REV	DATE	DESCRIPTION	ECN NO.	NAME
A1	11.11.17	PROPOSAL		JUSTIN

PIN ASSIGNMENT

P1		P2
3	IN_D0+	1
5	IN_D0-	3
2	HPD	18
4	CONFIG1	13
6	CONFIG2	14
9	IN_D1+	4
11	IN_D1-	6
10	IN_D3+	10
12	IN_D3-	12
15	IN-D2+	7
17	IN-D2-	9
16	AUX_+	15
18	AUX_-	17
19	GND	19
20	POWER	20
1	GND	2
7	GND	5
8	GND	11
13	GND	8
14	GND	16
SHELL		SHELL



NOTE:
 1.INNER MOLD NO.:MLCW-OT-1589.
 2.OVER MOLD NO.:MLCW-OT-1590.
 3.ADAPTER MUST BE WRAPPED WITH COOPER FOIL AFTER INNER MOLD.

WIESON TECHNOLOGIES CO., LTD WIESON	PART NO.: XXXXXXXXXXXX
--	---------------------------

TITLE:
MINI DP TO DP JACK ADAPTER

NO.	ITEM	DESCRIPTION	QTY	SORTING NO.	WSC	PAGE	1 OF 1
③	OVERMOLD	MOLDING PVC BLACK.	1	DRAWN BY	JUSTIN(WSC)	DRAWING NO.	XXXXXXXXXX
②	CONNECTOR	DISPLAYPORT FEMALE,TERMINAL:GOLD PLATED,SHELL:NICKEL PLATED.	1	CHECKED BY		DRAWING SIZE	NONE A4
①	CONNECTOR	MINI DISPLAYPORT PLUG,TERMINAL:GOLD PLATED,SHELL:NICKEL PLATED.	1	APPROVED BY		UNIT	mm