

LH Compliant

G3402 SERIES WATERPROOF USB 3.1 Connector

REV	DATE	DESCRIPTION	ECN NO.	NAME
A	22.02.15	PROPOSAL		YXJ

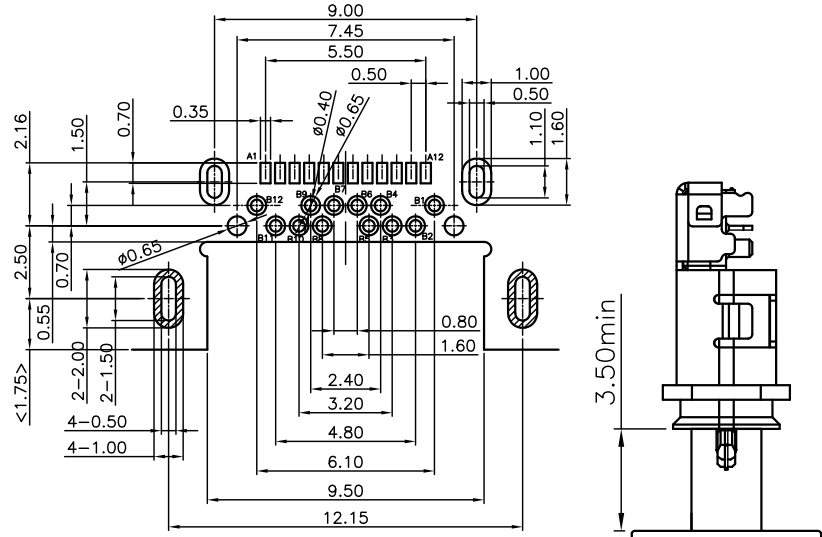
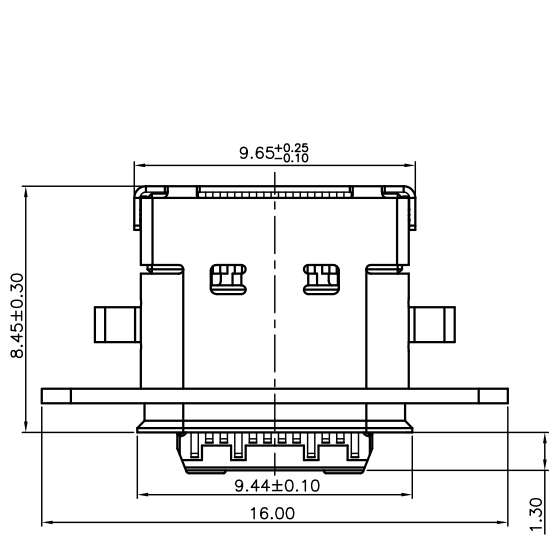
A

B

C

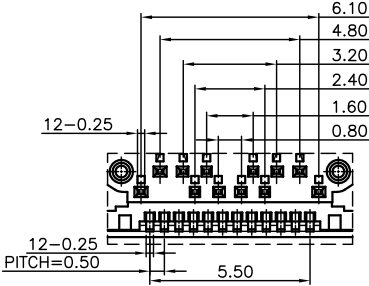
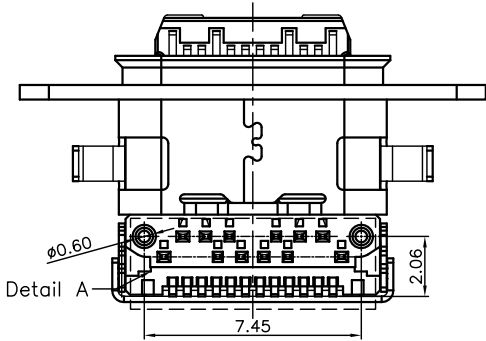
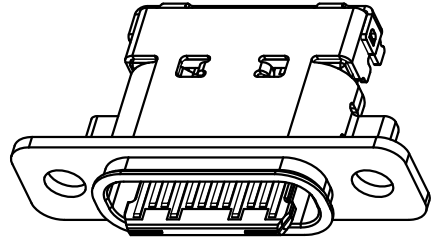
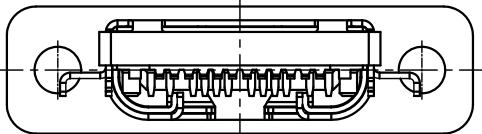
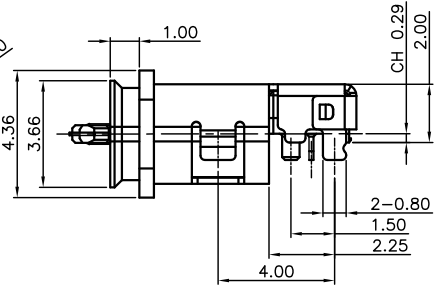
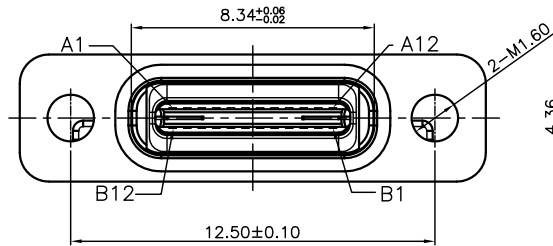
D

E



RECOMMEND P.C.B LAYOUT (COMPONENT SIDE)
TOLERANCE FOR PCB LAYOUT IS ± 0.05

- NOTE:
- MATERIAL:
 - INSULATOR: HIGH TEMPERATURE PLASTIC UL 94-V0;
 - CONTACT: COPPER ALLOY(T=0.15mm)
 - SHELL: STAINLESS STEEL(T=0.20mm)
 - ELECTRICAL CHARACTERISTICS:
 - CONTACT RESISTANCE: 40mΩ Max FOR INITIAL. 10mΩ CHANGE AFTER TEST. MEASURE AT 20mV, 100mA.
 - CONTACT CURRENT RATING: 5A FOR VBUS PIN; 1.25A FOR VCONN PIN.
 - DIELECTRIC WITHSTANDING VOLTAGE: 100V AC R.M.S.
 - INSULATION RESISTANCE 100MΩ Min
 - OPERATING TEMPERATURE: -40°C ~ 85°C
 - MECHANICAL CHARACTERISTICS:
 - MATING FORCE: 5~20 N.
 - UNMATED FORCE: 8~20N AFTER TEST
 - DURABILITY: 10,000 CYCLES
 - PLATING
 - TERMINAL CONTACT: 30" Au PLATED ON CONTACT AREA ,Sn PLATED ON SOLDER TAIL AREA, BOTH OVER Ni UNDERPLATED OVERALL.
 - OUT SHELL: 30u" Min. NICKEL ALL OVER
 - INNER SHELL: DEGREASE
 - WATERPROOF GRADE: IP67
 - PACKING: TAPE & REEL



Detail A

CUST NO.:

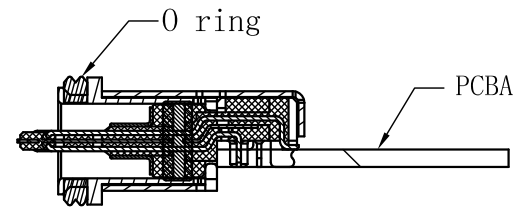
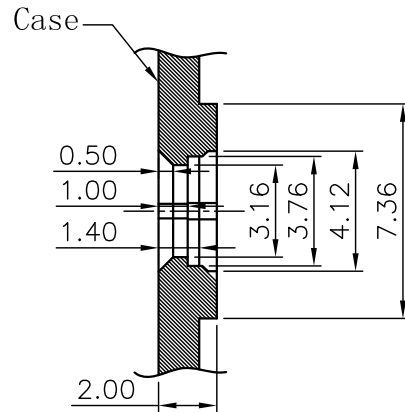
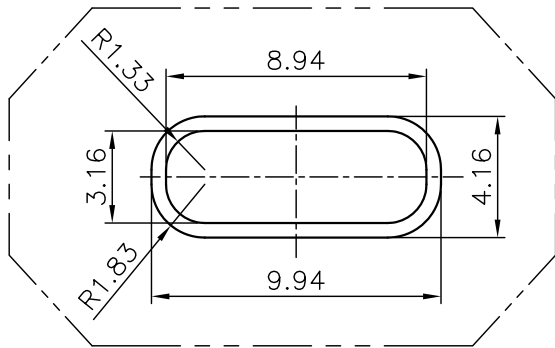
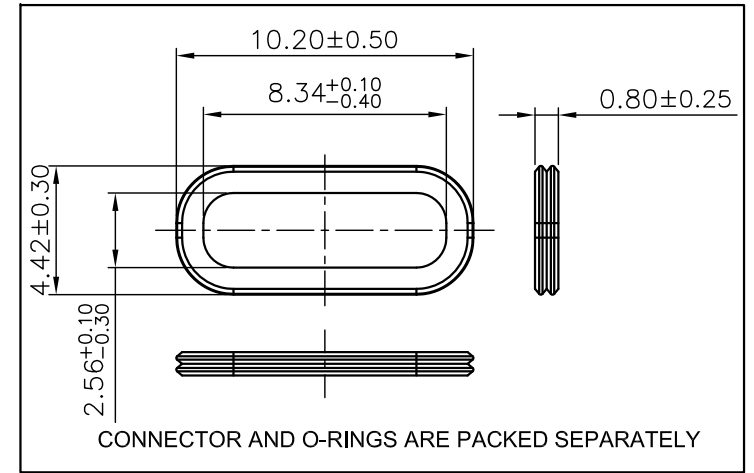
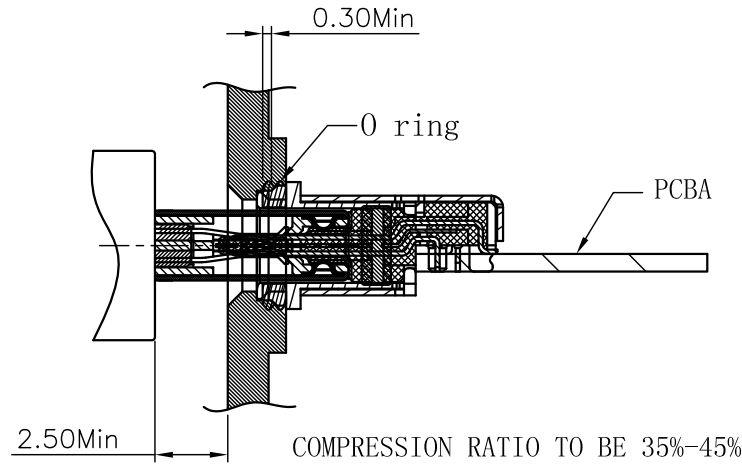
GENERAL TOLERANCE X.X = ±0.20 X.XX = ±0.15 X.X' = ±3° 	WIESON TECHNOLOGIES CO., LTD 		PART NO.: AC3402-0009-002-HH		
	DRAWN BY LWEL	CHECKED BY YXJ	STANDARD NO. AC3402-0009-002-HH	DRAWING SIZE 2 : 1	A4
	APPROVED BY JIM	SORTING NO. 3017(WSC)	UNIT mm	PAGE 1 OF 2	

LH Compliant

G3402 SERIES WATERPROOF USB 3.1 Connector

REV	DATE	DESCRIPTION	ECN NO.	NAME
A	22.02.15	PROPOSAL		YXJ

Pin	Signal Name	Mating Sequence	Pin	Signal Name	Mating Sequence
A1	GND	First	B12	GND	First
A2	SSTXp1	Second	B11	SSRXp1	Second
A3	SSTXn1	Second	B10	SSRXn1	Second
A4	V _{BUS}	First	B9	V _{BUS}	First
A5	CC1	Second	B8	SBU2	Second
A6	Dp1	Second	B7	Dn2	Second
A7	Dn1	Second	B6	Dp2	Second
A8	SBU1	Second	B5	CC2	Second
A9	V _{BUS}	First	B4	V _{BUS}	First
A10	SSRXn2	Second	B3	SSTXn2	Second
A11	SSRXp2	Second	B2	SSTXp2	Second
A12	GND	First	B1	GND	First
SHELL	GND		SHELL	GND	



TOLERANCE: ±0.03mm
MATTING AREA WITH SEALING RING

GENERAL TOLERANCE X.X = ±0.20 X.XX = ±0.15 X.X° = ±3°	WIESON TECHNOLOGIES CO., LTD <small>WIESON</small>		PART NO.: AC3402-0009-002-HH		
	DRAWN BY LWEL	CHECKED BY YXJ	STANDARD NO. AC3402-0009-002-HH	DRAWING SIZE 2 : 1	A4
	APPROVED BY JIM	SORTING NO. 3017(WSC)	UNIT mm	PAGE 2 OF 2	
			CUST NO.:		